
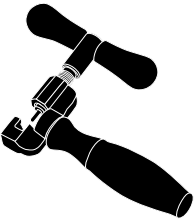



# SRAM® 11 speed, Eagle™, and Flattop™ Chain Compatible Tools

This document is intended to communicate the optimal tools to utilize with SRAM chains. Consult the SRAM User Manual for complete installation instructions.

Chain Wear Measurement			
	Manufacturer	Model	
	SRAM	Chain Wear Indicator   TL-CNTL-WEAR-A1	
	Park Tool®	Park CC-4	
	Pedro's®	Chain Checker Plus II	
Chain Checker Plus			
Chain Breakers			
	Manufacturer	Model	Comments
	Abbey Bike Tools™	The Decade	In market
	Fabric®	Chain Splitter	
	Feedback Sports®	Chain Pin Press	
	Park Tool	Park Chain Tool 3.3	
	Pedro's	Apprentice Chain Tool 1.1 (6460321)	In market
		Pro Chain Tool 3.1 (6460331)	
		Replacement Bridge, Apprentice and Pro Chain Tool (6460327)	Retrofits onto 6460320-Apprentice Chain Tool 1.0 and 6460330-Pro Chain Tool 3.0
	PRO®	Chain Tool	In market
	Shimano®	TL-CN29	
TL-CN28			
Unior™	Professional Chain Tool – 1647/2ABI-US		
Chain Link Pliers			
	Manufacturer	Model	Comments
	KMC®	MissingLink Opener	Open only
	Park Tool	MLP-1.2	Open and Close
		MLP-1	Open only
	Pedros	Quick Link Pliers	Open and Close
VAR	CH-06400 Chain Link Pliers	Open and Close	