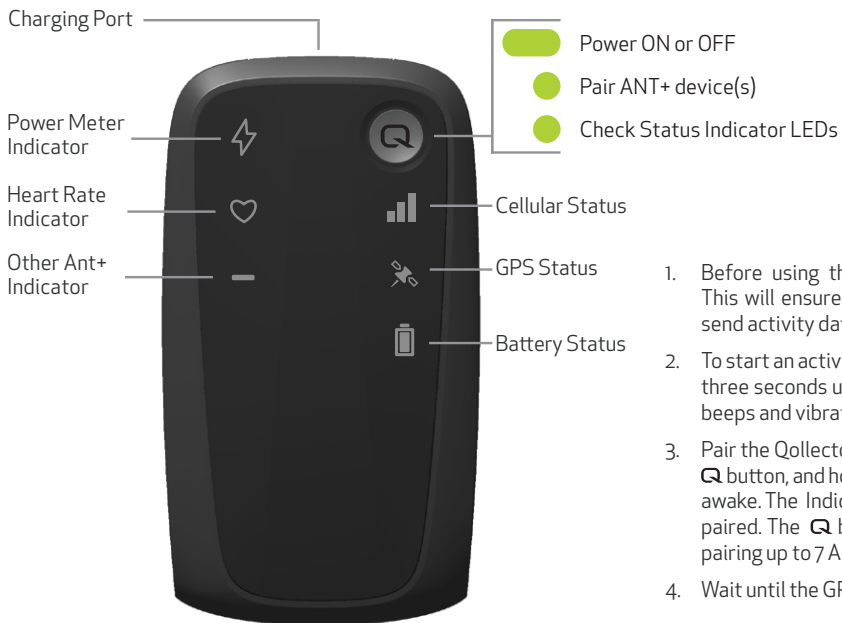


QOLLECTOR

For complete instructions, visit our website at QuarqNet.com.









1. Before using the Qollector, create an account on QuarqNet.com. This will ensure the activity is saved, and you can view, upload, and send activity data to your third-party destinations.
2. To start an activity, power ON the Qollector. Press and hold the **Q** for three seconds until the Status icons light up green and the Qollector beeps and vibrates.
3. Pair the Qollector with ANT+ device(s). To pair, press and release the **Q** button, and hold the Qollector next to an ANT+ device that is ON, or awake. The Indicator for the ANT+ device will light up white when it is paired. The **Q** button stays green for approximately 10 seconds for pairing up to 7 ANT+ devices.
4. Wait until the GPS Status LED is green (GPS locked) before moving.




Using the Qollector




5. A green Cellular status LED indicates a cellular connection and all data is uploaded. Data is uploaded every minute, and can be viewed live on QuarqNet.com. An orange or red Cellular status LED indicates pending data is saved, but not uploaded. The data will automatically upload when cellular service returns.
6. To finish an activity, power OFF the Qollector. Press and hold the **Q** for three seconds until the Status icons light up red and the Qollector beeps and vibrates. An activity will automatically be created, named, and uploaded into QuarqNet.com, and sent to your third-party destinations. If you do not have a cellular connection, Qollector will automatically send the data when cellular service returns, even if the device is switched off.

Color Definitions

-  Cellular Connection - Data synced
-  Cellular Connection - Data saved, unsynced
-  No Cellular Connection - Data saved, unsynced

-  GPS locked
-  GPS searching
-  No GPS satellite found

-  Battery Status Good: 100% - 35%
-  Battery Status Low: 35% - 10%
-  Battery Status Critical: 10% or less

-  Power Meter Paired
-  Heart Rate Monitor Paired
-  ANT+ Device Paired

*Data collection and tracking
for endurance athletes.*

QOLLECTOR

Quick Start Guide

